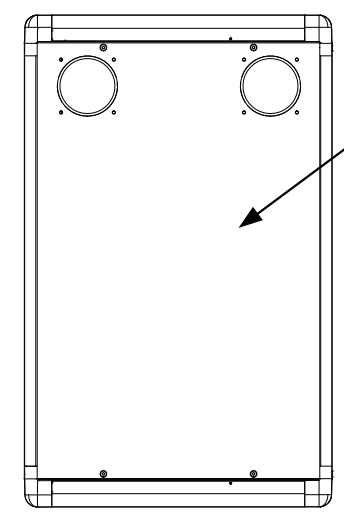


9 8 7 6 5 4 3 2 1

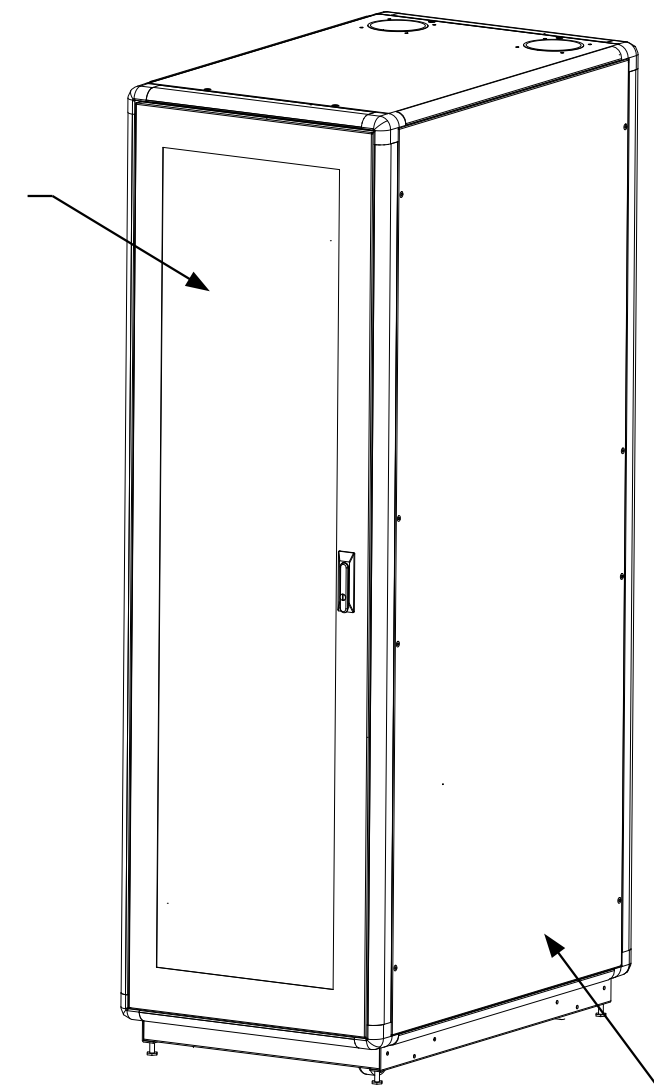
These drawings and specifications are the exclusive property of Martin International Enclosures, Inc. and shall not be copied, reproduced or used for any purpose at all without prior written permission of Martin International Enclosures, Inc. (MIE) except to manufacture for MIE, Inc. the items on the drawings. These drawings are issued in strict confidence.

REVISION HISTORY			
REV	DESCRIPTION	DATE	APPROVED



SOLID TOP PANEL WITH (2) CABLE ACCESS HOLE
ST2042-2HC

NOTES:
- MAXIMUM RAIL TO RAIL SPACING IS 42.000 WHEN LACING PANEL IS REMOVED.

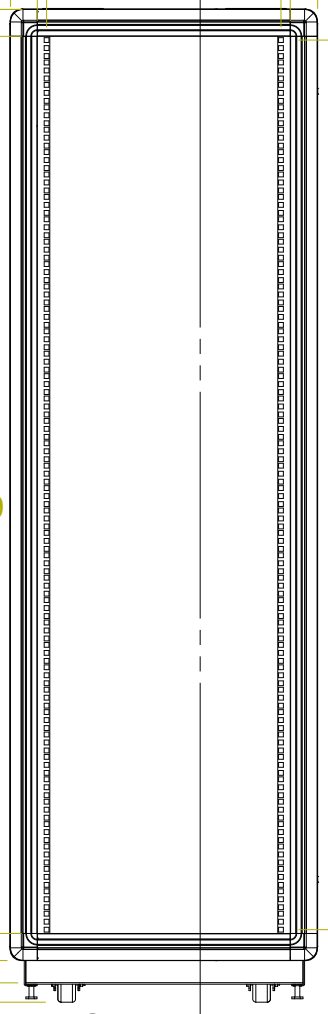


STEEL PERFORATED DOOR
SPD7020

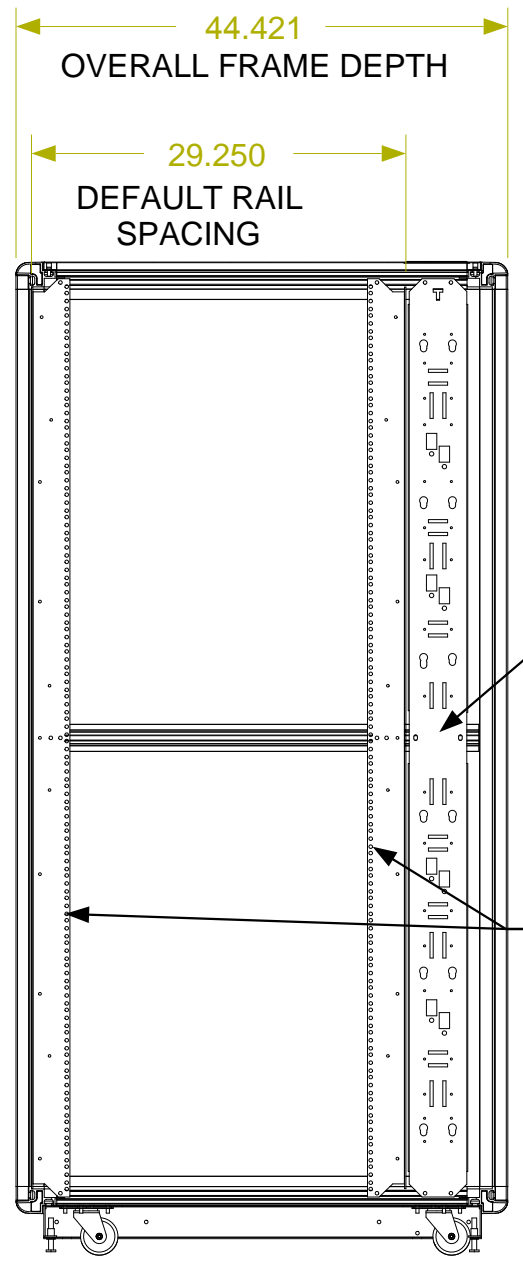
EXTERNALLY REMOVEABLE SIDE PANELS
SP7042

** SHOWN WITH FRONT DOOR REMOVED

24.000
19.761
18.310



FRONT VIEW



44.421
OVERALL FRAME DEPTH

29.250
DEFAULT RAIL SPACING

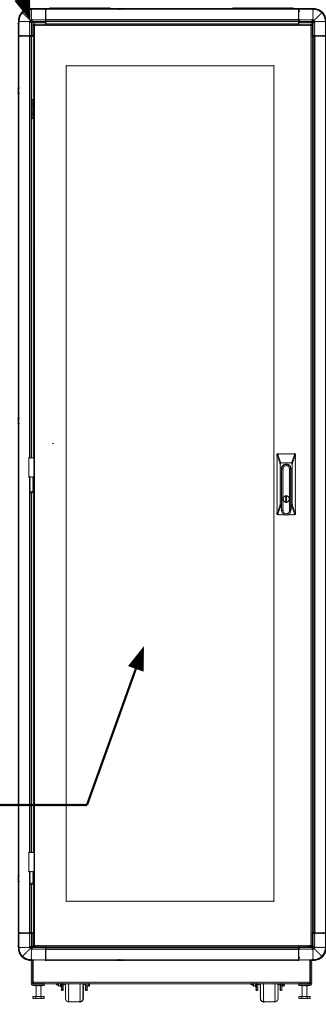
ALUMINUM EXTRUDED FRAME
702042

(2) LACING PANEL
LP70

FULLY ADJUSTABLE VERTICAL MOUNTING RAILS (2) PAIR

STEEL PERFORATED DOOR
SPD7020

REAR VIEW



PART NAME
40U X 42" DEEP; 19" RACKMOUNT EXTRUDED ALUMINUM FRAME

DRAWN BY: SMM
APPROVED BY:

SIZE B	DATE 10/21/16	PART # MSR702042	REV
FINISH: A/R		SHEET	1 OF 1

9 8 7 6 5 4 3 2 1