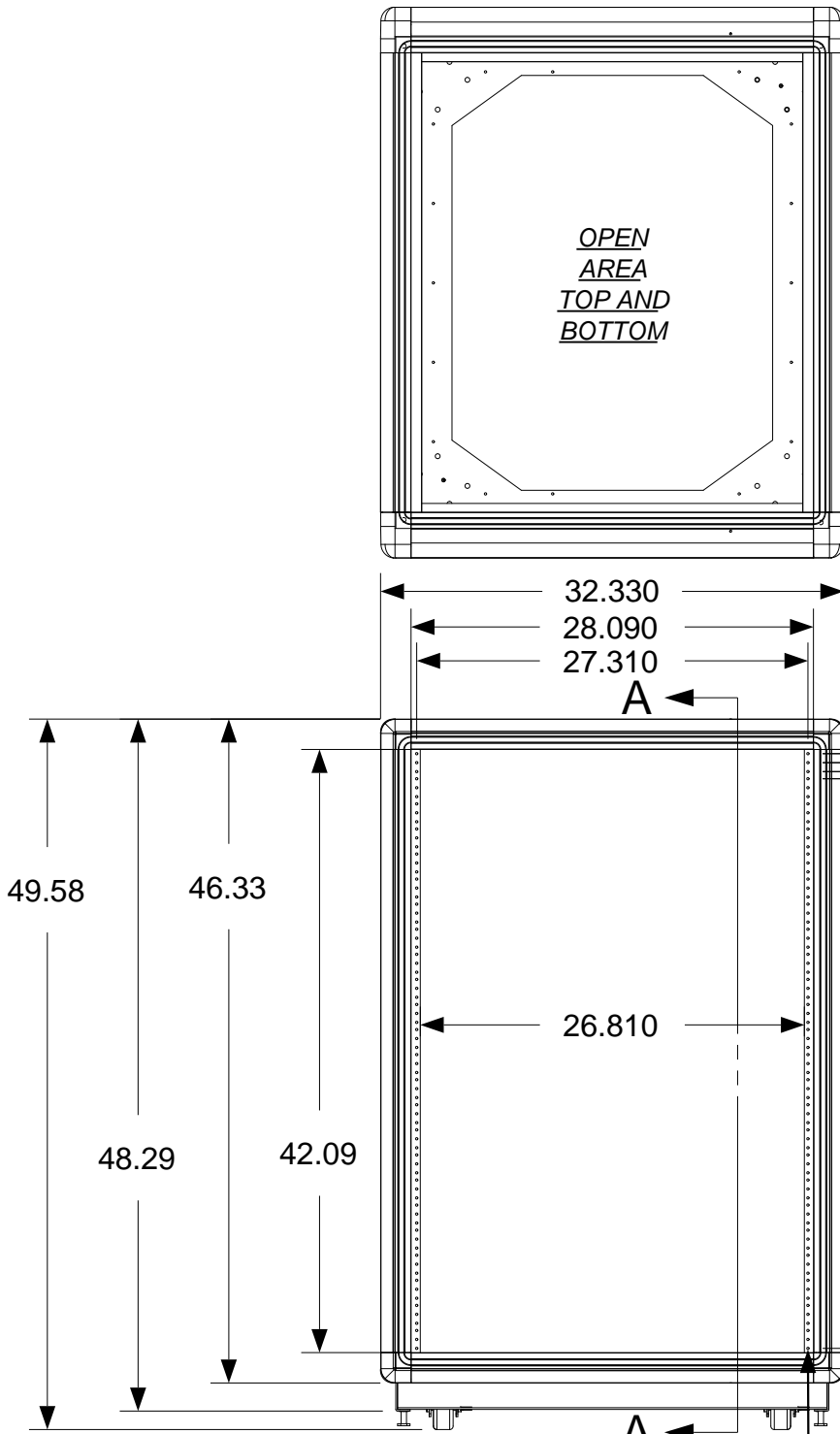


These drawings and specifications are the exclusive property of Martin International Enclosures, Inc. and shall not be copied, reproduced or used for any purpose at all without prior written permission of Martin International Enclosures, Inc. (MIE) except to manufacture for MIE, Inc. the items on the drawings. These drawings are issued in strict confidence.

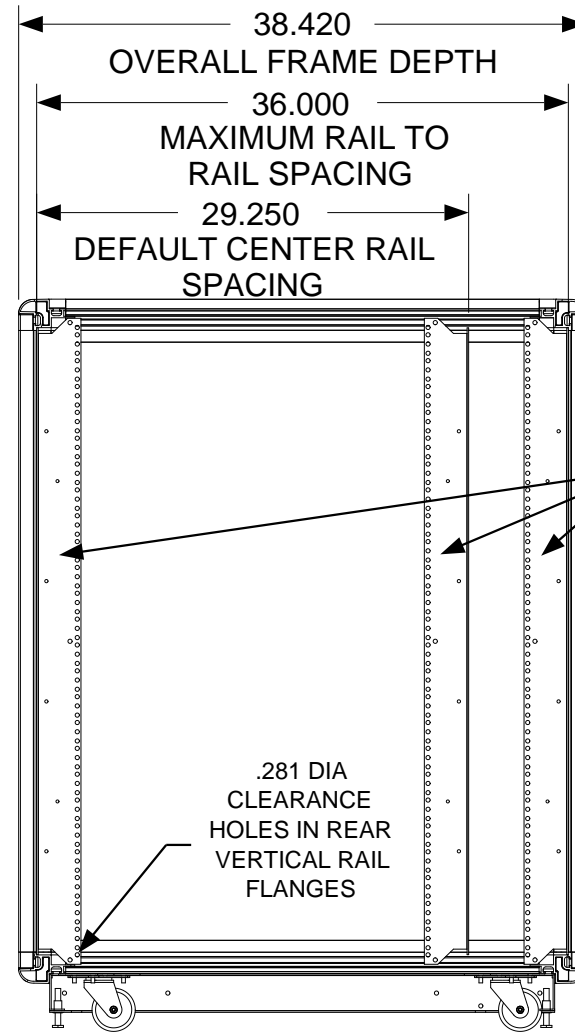
REVISION HISTORY			
REV	DESCRIPTION	DATE	APPROVED
A	INITIAL RELEASE		

F
E
D
C
B
A

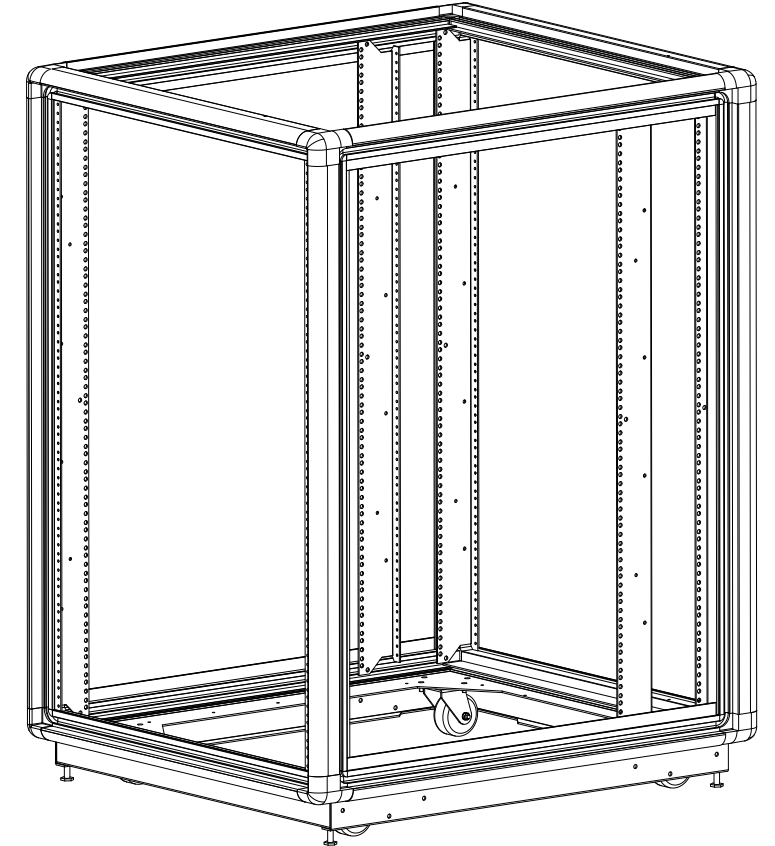
F
E
D
C
B
A



FRONT VIEW



SIDE SECTION VIEW



CONTINUOUS EIA HOLE SPACING

FULLY ADJUSTABLE VERTICAL MOUNTING RAILS (3 PAIR)

.281 DIA CLEARANCE HOLES IN REAR VERTICAL RAIL FLANGES

.159 DIA MOUNTING HOLE TAPPED 10-32

MATERIAL		PART NAME 24U X 36" DEEP; 28" RACKMOUNT EXTRUDED ALUMINUM FRAME	
TOLERANCES EXCEPT AS NOTED DECIMAL .X = +/- .060 .XX = +/- .030 .XXX = +/- .010 ANGULAR +/- 1/2 DEG			
SIZE B	DATE 4/3/18	PART # 422836-TR10	REV A
DRAWN BY: JQ		SCALE = 1/13	
APPROVED BY:		FINISH: A/R	SHEET 1 OF 1

NEXT UPPER ASSEMBLY:

PROGRAM#	DATE
SETBACK=	DATE