

These drawings and specifications are the exclusive property of Martin International Enclosures, Inc. and shall not be copied, reproduced or used for any purpose at all without prior written permission of Martin International Enclosures, Inc. (MIE) except to manufacture for MIE, Inc. the items on the drawings. These drawings are issued in strict confidence.

REVISION HISTORY			
REV	DESCRIPTION	DATE	APPROVED
A	INITIAL RELEASE		

F

F

E

E

D

D

C

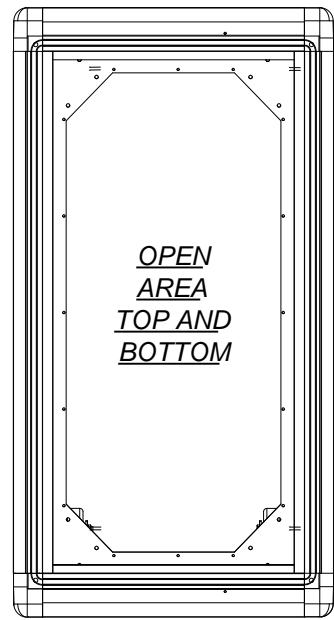
C

B

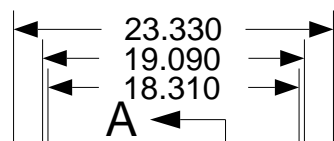
B

A

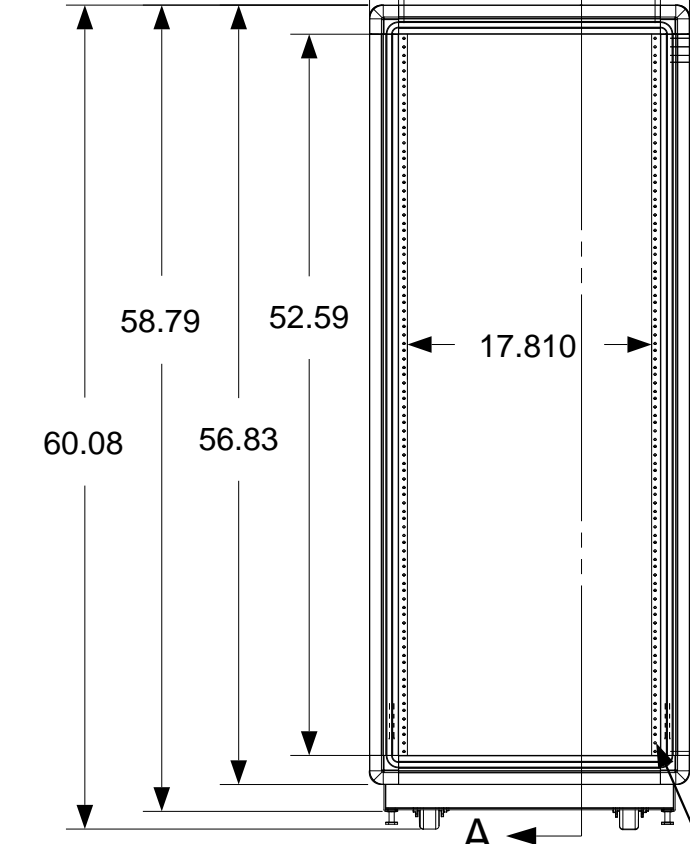
A



OPEN AREA
TOP AND
BOTTOM

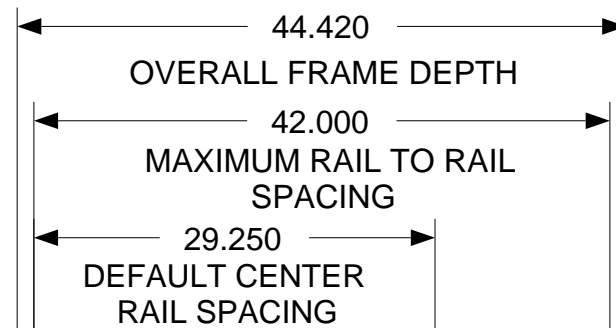


FRONT VIEW



CONTINUOUS
EIA HOLE
SPACING

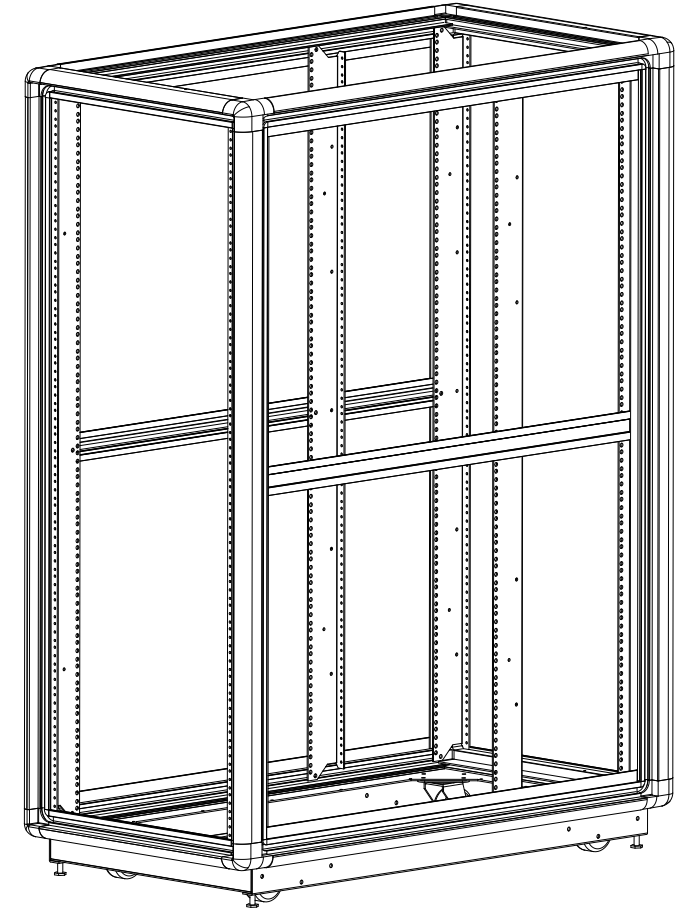
.159 DIA
MOUNTING
HOLE TAPPED
10-32



SIDE SECTION VIEW

FULLY ADJUSTABLE
VERTICAL MOUNTING
RAILS
(3 PAIR)

.281 DIA
CLEARANCE
HOLES IN REAR
VERTICAL RAIL
FLANGES



- NOTES:
1) ALL BEND RADIUS .030.
2) DIMENSIONS IN BLOCKS ARE CRITICAL TO FUNCTION.
3) ALL DIMENSIONS ARE OUTSIDE UNLESS NOTED.

MATERIAL
TOLERANCES EXCEPT AS NOTED DECIMAL .XX = +/- .020 .XXX = +/- .010 ANGULAR +/- 1/2 DEG



PART NAME
30U X 42" DEEP; 19" RACKMOUNT
EXTRUDED ALUMINUM FRAME

SIZE B	DATE 9/15/17	PART # 521942-TR10	REV A
-----------	-----------------	-----------------------	----------

PROGRAM#	DATE	DRAWN BY: JQ
SETBACK=	DATE	APPROVED BY:

SCALE = 1/14	FINISH: A/R	SHEET 1 OF 1
--------------	-------------	--------------

ORDER# NEXT UPPER ASSEMBLY: