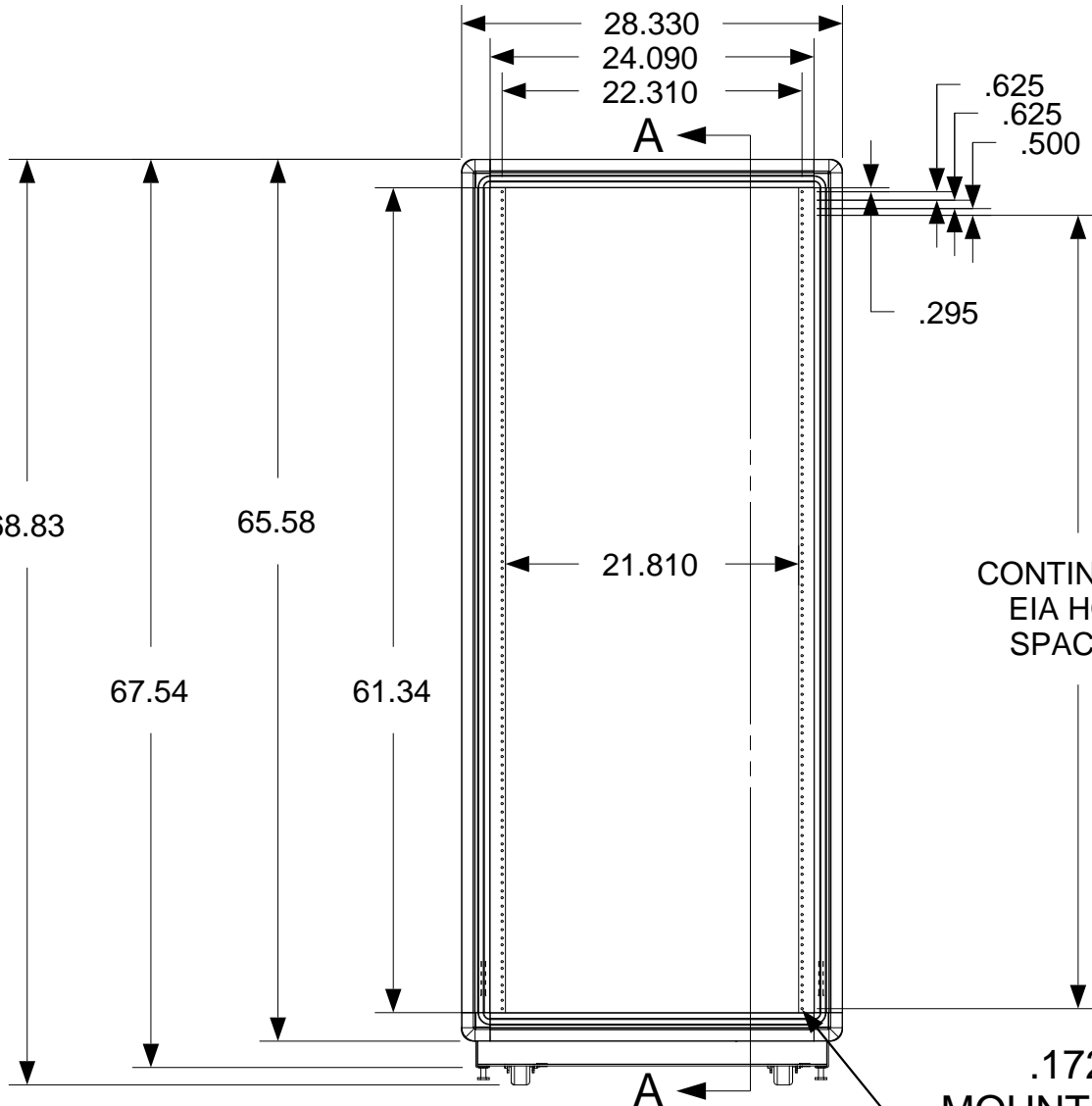
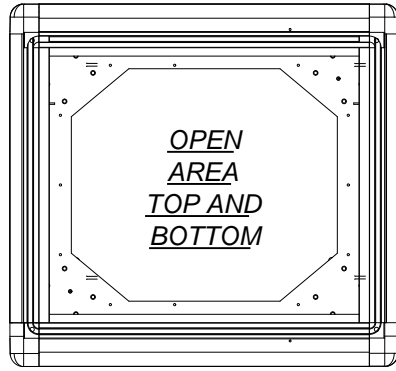
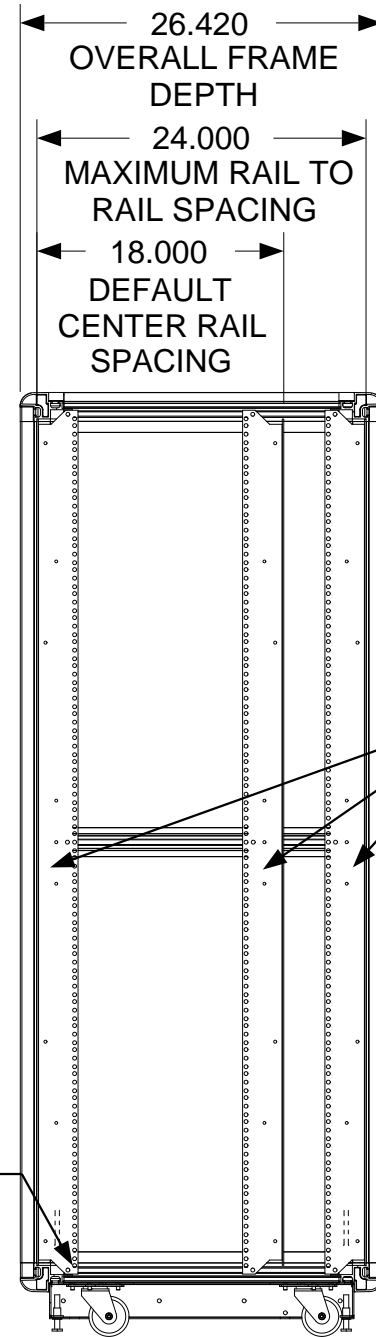


These drawings and specifications are the exclusive property of Martin International Enclosures, Inc. and shall not be copied, reproduced or used for any purpose at all without prior written permission of Martin International Enclosures, Inc. (MIE) except to manufacture for MIE, Inc. the items on the drawings. These drawings are issued in strict confidence.

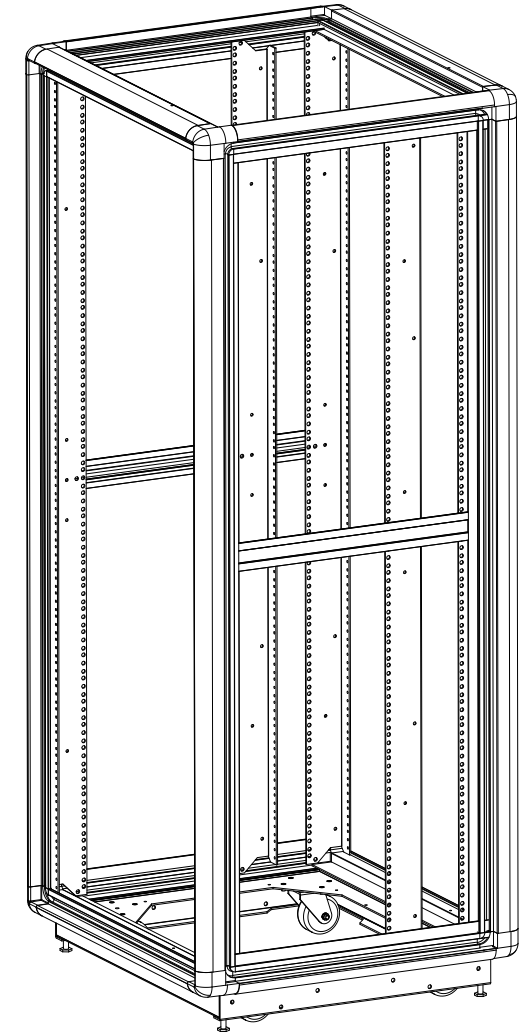
| REVISION HISTORY | | | |
|------------------|-----------------|------|----------|
| REV | DESCRIPTION | DATE | APPROVED |
| A | INITIAL RELEASE | | |



FRONT VIEW



SIDE SECTION VIEW



FULLY ADJUSTABLE
VERTICAL MOUNTING
RAILS
(3 PAIR)

.172 DIA
MOUNTING HOLE
TAPPED 12-24

CONTINUOUS
EIA HOLE
SPACING

| | | | | | |
|---|------|--------------|--------|--------------|-------------|
| MATERIAL | | | | | |
| TOLERANCES EXCEPT AS NOTED DECIMAL .X = +/- .060 .XX = +/- .030 .XXX = +/- .010 ANGULAR +/- 1/2 DEG | | | | | |
| PART NAME | | SIZE | DATE | PART # | REV |
| 35U X 24" DEEP; 23" RACKMOUNT EXTRUDED ALUMINUM FRAME | | B | 3/1/18 | 612324-TR12 | A |
| PROGRAM# | DATE | DRAWN BY: JQ | | SCALE = 1/14 | FINISH: A/R |
| SETBACK= | DATE | APPROVED BY: | | SHEET | 1 OF 1 |

NEXT UPPER ASSEMBLY:

9

8

7

6

5

4

3

2

1

F

E

D

C

B

A

F

E

D

C

B

A