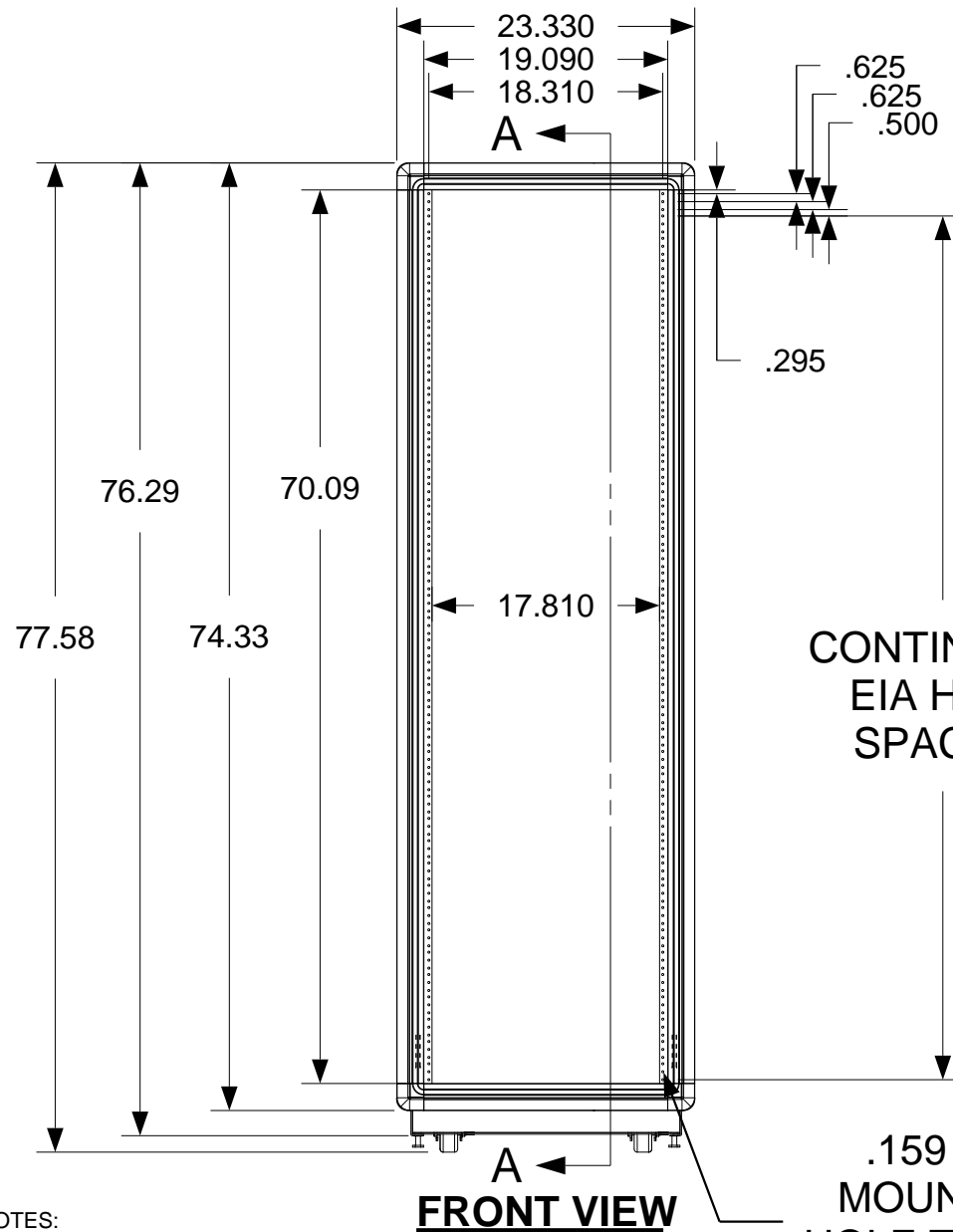
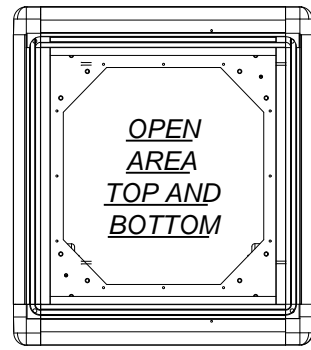


These drawings and specifications are the exclusive property of Martin International Enclosures, Inc. and shall not be copied, reproduced or used for any purpose at all without prior written permission of Martin International Enclosures, Inc. (MIE) except to manufacture for MIE, Inc. the items on the drawings. These drawings are issued in strict confidence.

REVISION HISTORY			
REV	DESCRIPTION	DATE	APPROVED
A	INITIAL RELEASE		



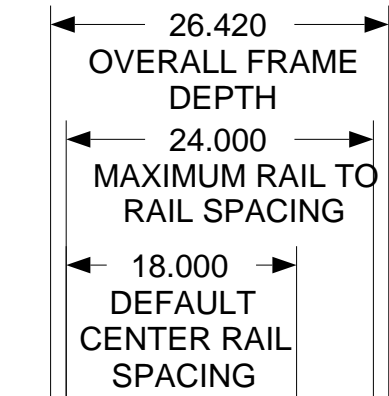
**FRONT VIEW**

- NOTES:  
1) ALL BEND RADIUS .030.  
2) DIMENSIONS IN BLOCKS ARE CRITICAL TO FUNCTION.  
3) ALL DIMENSIONS ARE OUTSIDE UNLESS NOTED.

.159 DIA  
MOUNTING  
HOLE TAPPED  
10-32

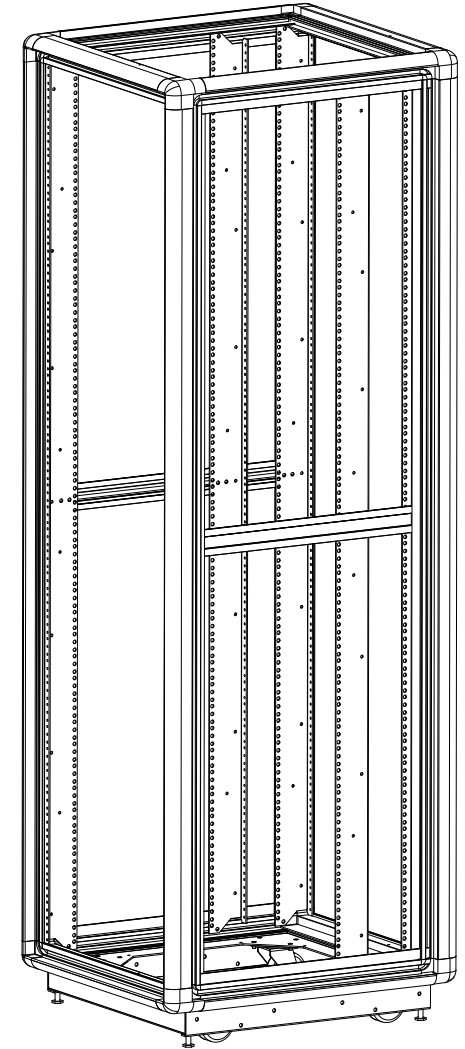
CONTINUOUS  
EIA HOLE  
SPACING

.281 DIA  
CLEARANCE  
HOLES IN REAR  
VERTICAL RAIL  
FLANGES



**SIDE SECTION VIEW**

FULLY ADJUSTABLE  
VERTICAL MOUNTING  
RAILS  
(3 PAIR)



MATERIAL				
TOLERANCES EXCEPT AS NOTED DECIMAL .XX = +/- .020 .XXX = +/- .010 ANGULAR +/- 1/2 DEG				
PART NAME		40U X 24" DEEP; 19" RACKMOUNT EXTRUDED ALUMINUM FRAME		
SIZE B	DATE 9/19/17	PART # 701924-TR10	REV A	
ORDER#	NEXT UPPER ASSEMBLY:	PROGRAM#	DATE	DRAWN BY: JQ
		SETBACK=	DATE	APPROVED BY:
9	8	7	6	5
SCALE = 1/15	FINISH: A/R	SHEET	1 OF 1	

ORDER#

NEXT UPPER ASSEMBLY:

PROGRAM#

DATE

DRAWN BY: JQ

SETBACK=

DATE

APPROVED BY:

SIZE  
B

DATE  
9/19/17

PART #  
701924-TR10

REV  
A

SCALE = 1/15

FINISH: A/R

SHEET

1 OF 1