

These drawings and specifications are the exclusive property of Martin International Enclosures, Inc. and shall not be copied, reproduced or used for any purpose at all without prior written permission of Martin International Enclosures, Inc. (MIE) except to manufacture for MIE, Inc. the items on the drawings. These drawings are issued in strict confidence.

| REVISION HISTORY | | | |
|------------------|-----------------|------|----------|
| REV | DESCRIPTION | DATE | APPROVED |
| A | INITIAL RELEASE | | |

F

F

E

E

D

D

C

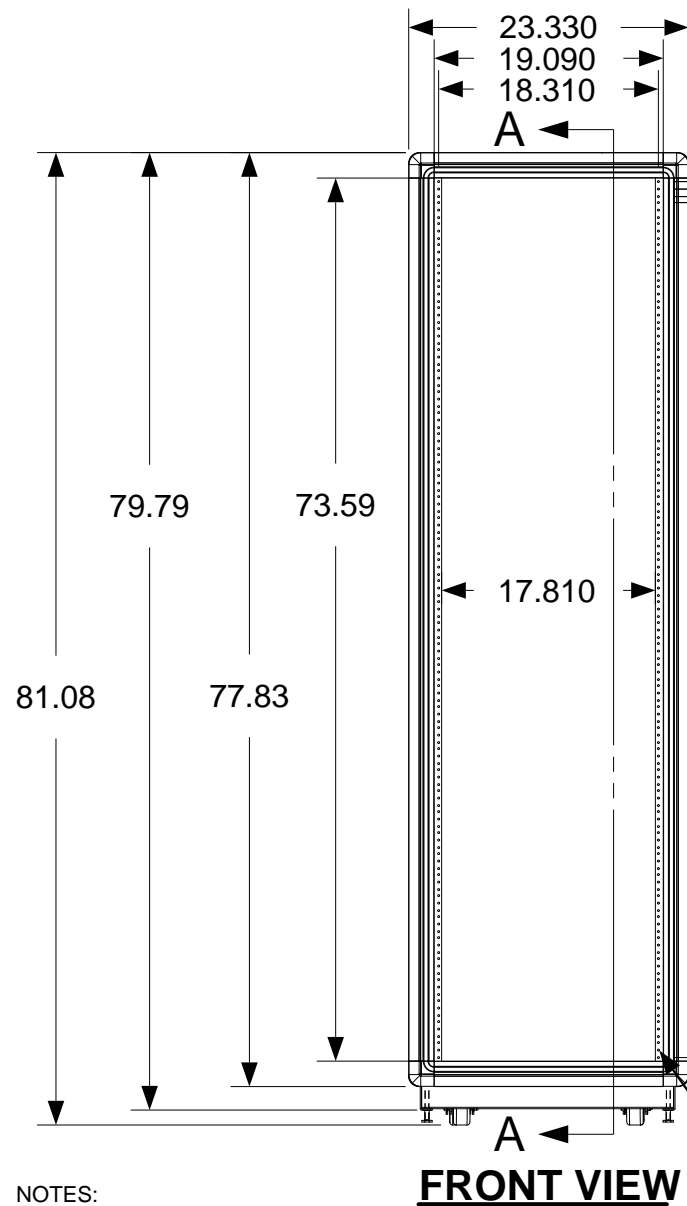
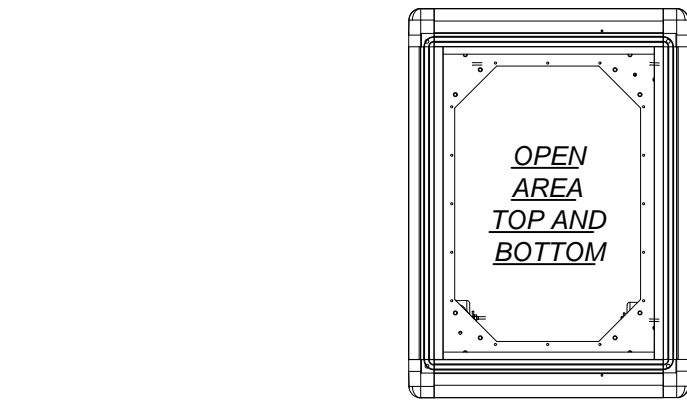
C

B

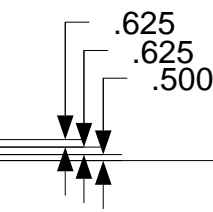
B

A

A

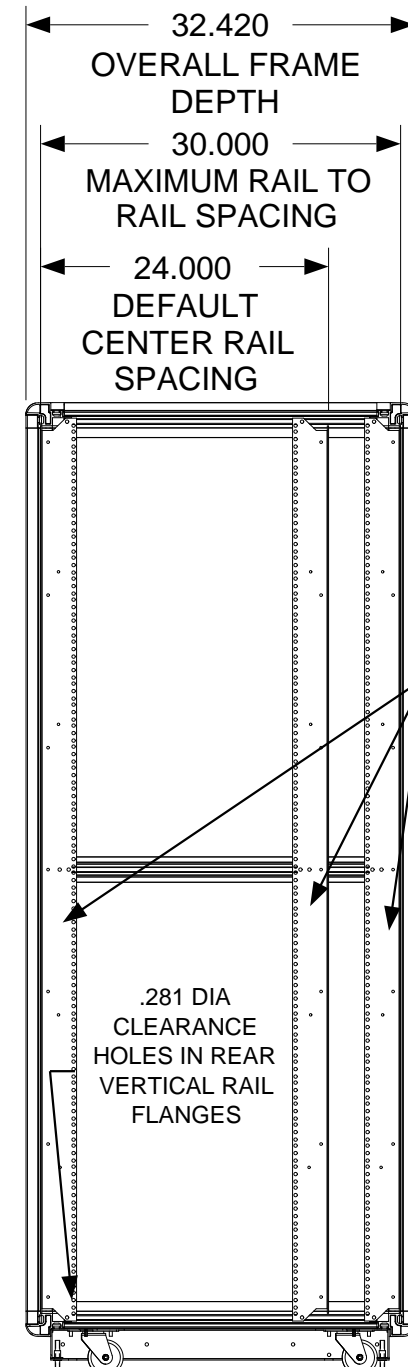


FRONT VIEW



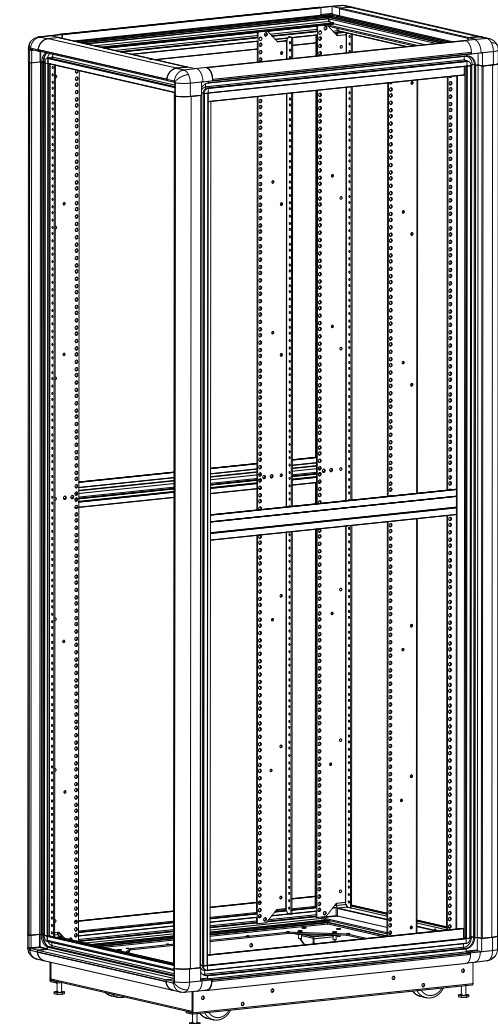
CONTINUOUS
EIA HOLE
SPACING

.159 DIA
MOUNTING
HOLE TAPPED
10-32



SIDE SECTION VIEW

FULLY ADJUSTABLE
VERTICAL MOUNTING
RAILS
(3 PAIR)



- NOTES:
1) ALL BEND RADIUS .030.
2) DIMENSIONS IN BLOCKS ARE CRITICAL TO FUNCTION.
3) ALL DIMENSIONS ARE OUTSIDE UNLESS NOTED.

| | | | | | |
|--|------|--------------|---------|--------------|-------------|
| MATERIAL | | | | | |
| TOLERANCES EXCEPT AS NOTED DECIMAL .XX = +/- .020 .XXX = +/- .010 ANGULAR +/- 1/2 DEG | | | | | |
| PART NAME | | SIZE | DATE | PART # | REV |
| 42U X 30" DEEP; 19" RACKMOUNT EXTRUDED ALUMINUM FRAME | | B | 9/20/17 | 731930-TR10 | A |
| PROGRAM# | DATE | DRAWN BY: JQ | | SCALE = 1/16 | FINISH: A/R |
| SETBACK= | DATE | APPROVED BY: | | SHEET | 1 OF 1 |

| | | | | | | | | |
|--------|----------------------|----------|------|--------------|--------------|-------------|-------|--------|
| ORDER# | NEXT UPPER ASSEMBLY: | PROGRAM# | DATE | DRAWN BY: JQ | SCALE = 1/16 | FINISH: A/R | SHEET | 1 OF 1 |
|--------|----------------------|----------|------|--------------|--------------|-------------|-------|--------|

9

8

7

6

5

4

3

2

1

9

8

7

6

5

4

3

2

1