

These drawings and specifications are the exclusive property of Martin International Enclosures, Inc. and shall not be copied, reproduced or used for any purpose at all without prior written permission of Martin International Enclosures, Inc. (MIE) except to manufacture for MIE, Inc. the items on the drawings. These drawings are issued in strict confidence.

REVISION HISTORY			
REV	DESCRIPTION	DATE	APPROVED
A	INITIAL RELEASE		

F

F

E

E

D

D

C

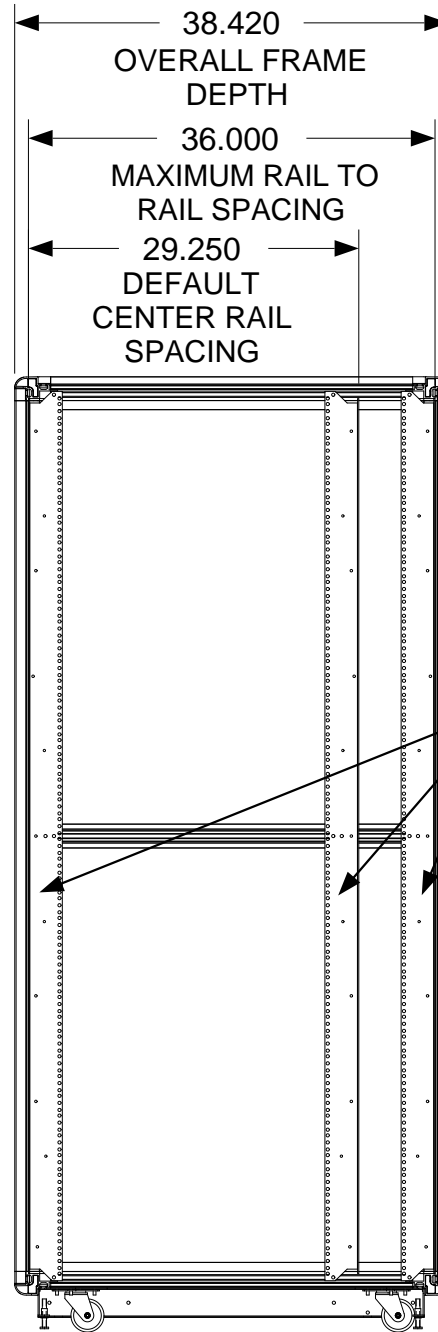
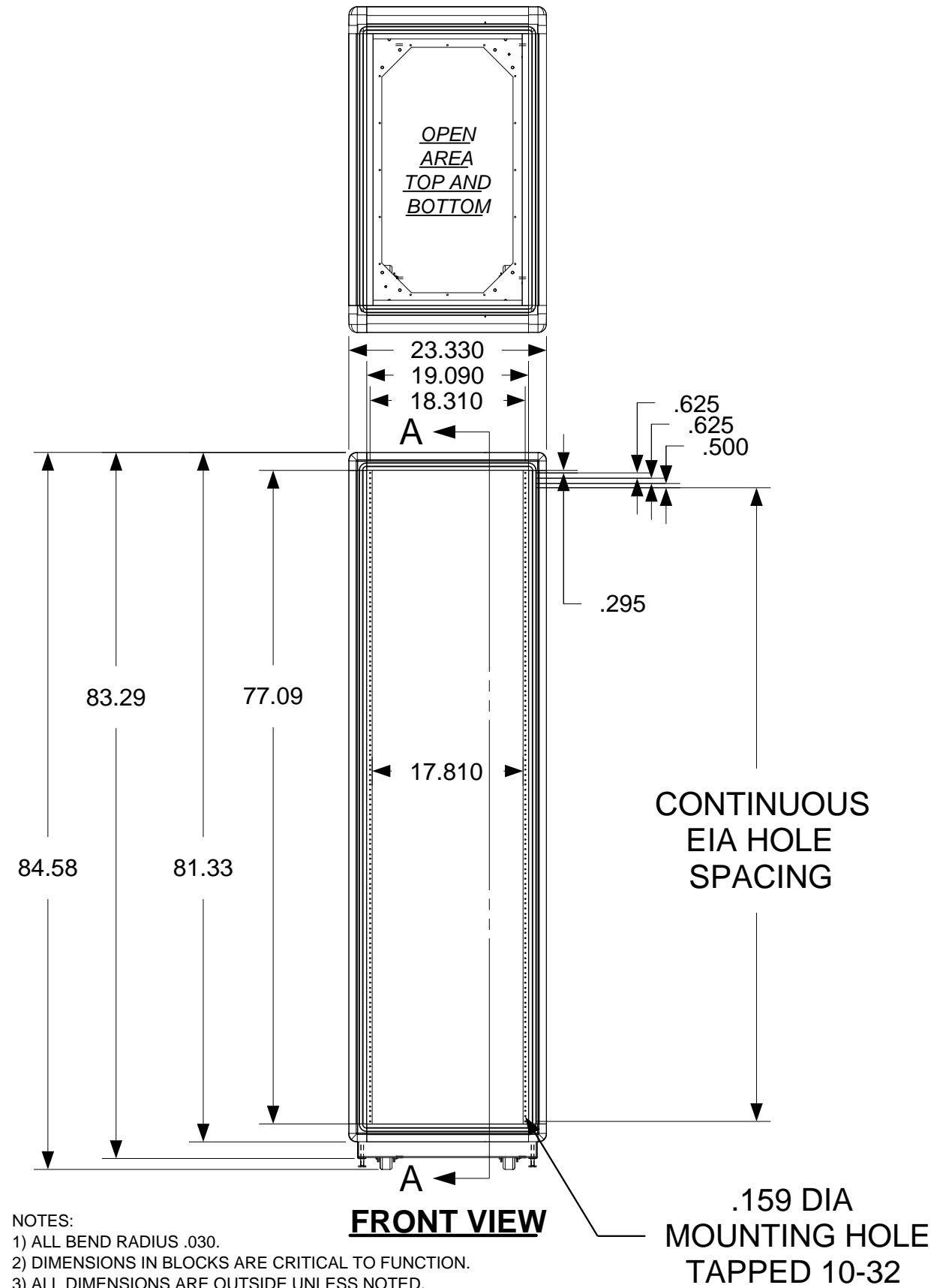
C

B

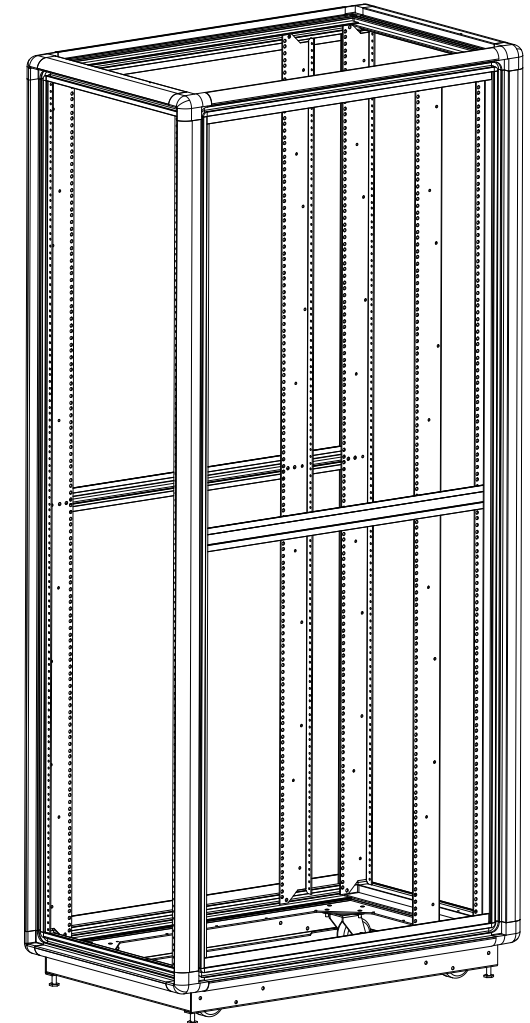
B

A

A



FULLY ADJUSTABLE VERTICAL MOUNTING RAILS (3 PAIR)



- NOTES:
 1) ALL BEND RADIUS .030.
 2) DIMENSIONS IN BLOCKS ARE CRITICAL TO FUNCTION.
 3) ALL DIMENSIONS ARE OUTSIDE UNLESS NOTED.

ORDER#

NEXT UPPER ASSEMBLY:

PROGRAM#	DATE
SETBACK=	DATE

MATERIAL
TOLERANCES EXCEPT AS NOTED DECIMAL .XX = +/- .020 .XXX = +/- .010 ANGULAR +/- 1/2 DEG



PART NAME
 44U X 36" DEEP; 19" RACKMOUNT
 EXTRUDED ALUMINUM FRAME

DRAWN BY: JQ
 APPROVED BY:

SIZE B	DATE 9/21/17	PART # 771936-TR10	REV A
SCALE = 1/17	FINISH: A/R	SHEET	1 OF 1

9

8

7

6

5

4

3

2

1