

These drawings and specifications are the exclusive property of Martin International Enclosures, Inc. and shall not be copied, reproduced or used for any purpose at all without prior written permission of Martin International Enclosures, Inc. (MIE) except to manufacture for MIE, Inc. the items on the drawings. These drawings are issued in strict confidence.

REVISION HISTORY			
REV	DESCRIPTION	DATE	APPROVED
A	INITIAL RELEASE		

F

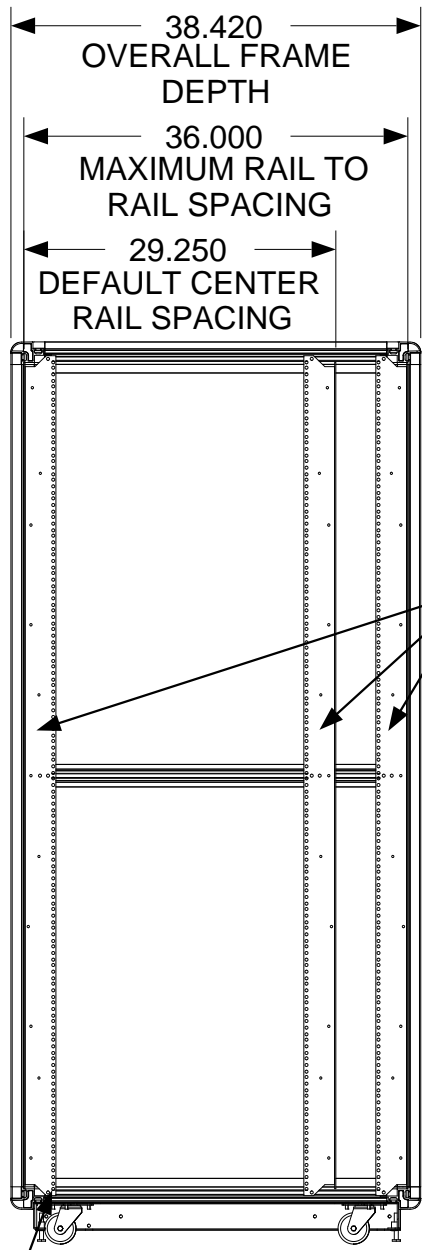
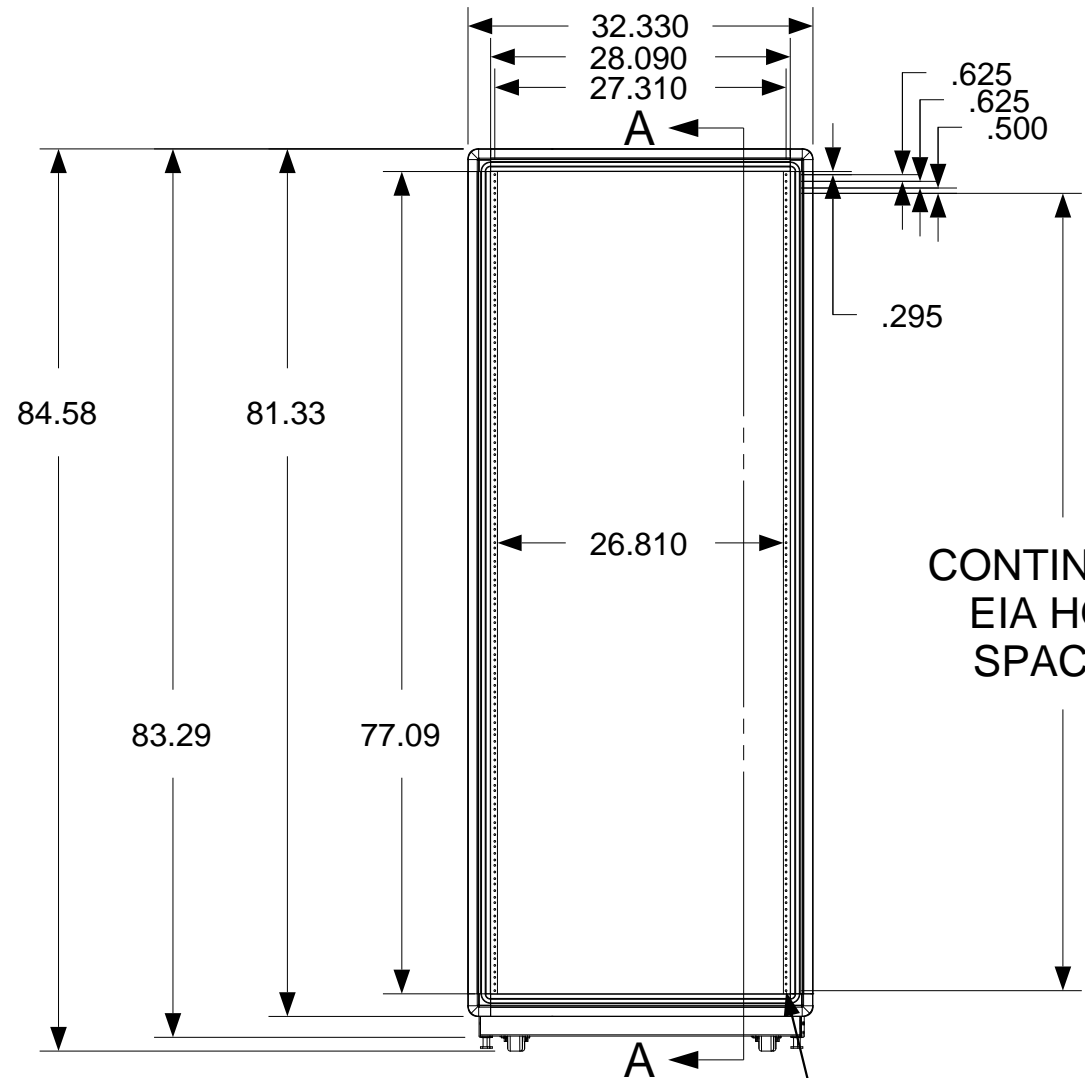
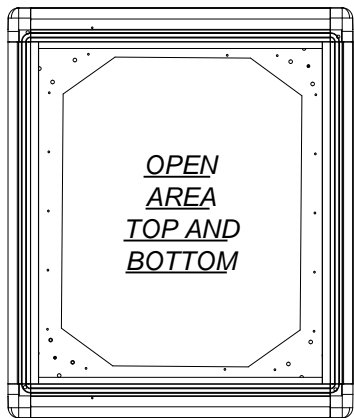
E

D

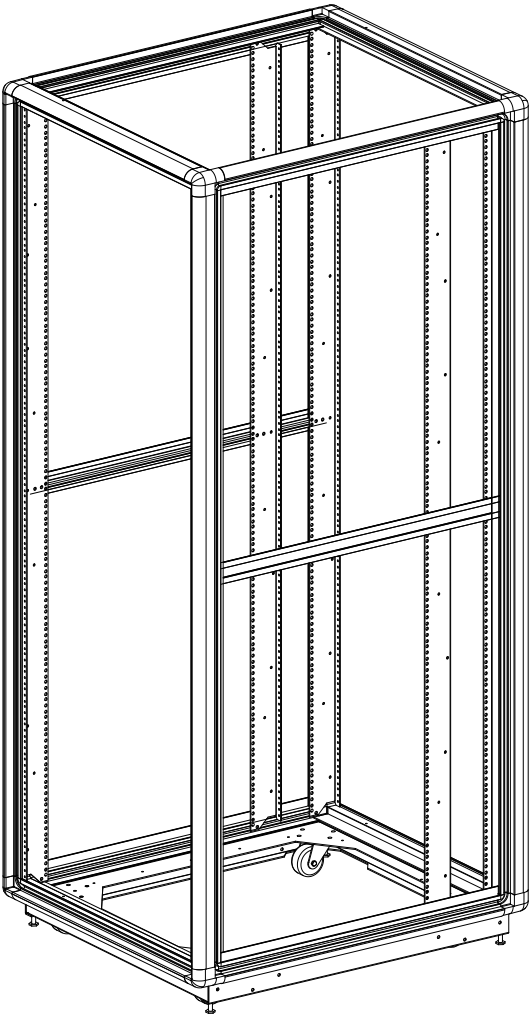
C

B

A



FULLY ADJUSTABLE  
VERTICAL MOUNTING  
RAILS  
(3 PAIR)



F

E

D

C

B

A

**FRONT VIEW**

**SIDE SECTION VIEW**

.159 DIA  
MOUNTING HOLE  
TAPPED 10-32

CONTINUOUS  
EIA HOLE  
SPACING

.281 DIA  
CLEARANCE  
HOLES IN REAR  
VERTICAL RAIL  
FLANGES

NEXT UPPER ASSEMBLY:

PROGRAM#

DATE

SETBACK=

DATE

MATERIAL

TOLERANCES  
EXCEPT AS NOTED  
DECIMAL  
.X = +/- .060  
.XX = +/- .030  
.XXX = +/- .010  
ANGULAR  
+/- 1/2 DEG

DRAWN BY: JQ

APPROVED BY:

**martin**  
INTERNATIONAL ENCLOSURES, INC.

PART NAME

44U X 36" DEEP; 28" RACKMOUNT  
EXTRUDED ALUMINUM FRAME

SIZE

B

DATE

6/19/18

PART #

772836-TR10

REV

A

SCALE = 1/18

FINISH: A/R

SHEET

1 OF 1

9

8

7

6

5

4

3

2

1